

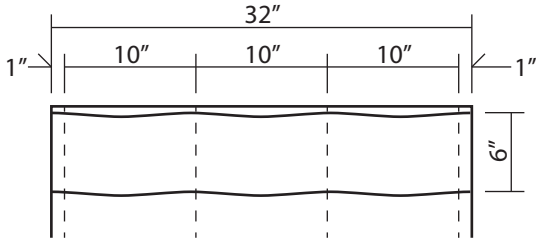
FLORAFELT

VERTICAL GARDEN PLANTERS

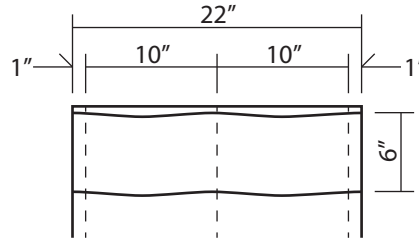
CUSTOM SIZING GUIDE

PlantsOnWalls panels come in standard sizes that can be tiled to exact specifications to closely fit any width. The panels can also be trimmed for custom sizes. Our standard pocket size is 10" wide x 6" high. Allow an additional 1" to each side for attachment staples.

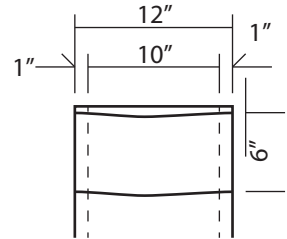
F12



F12: TRIMMED

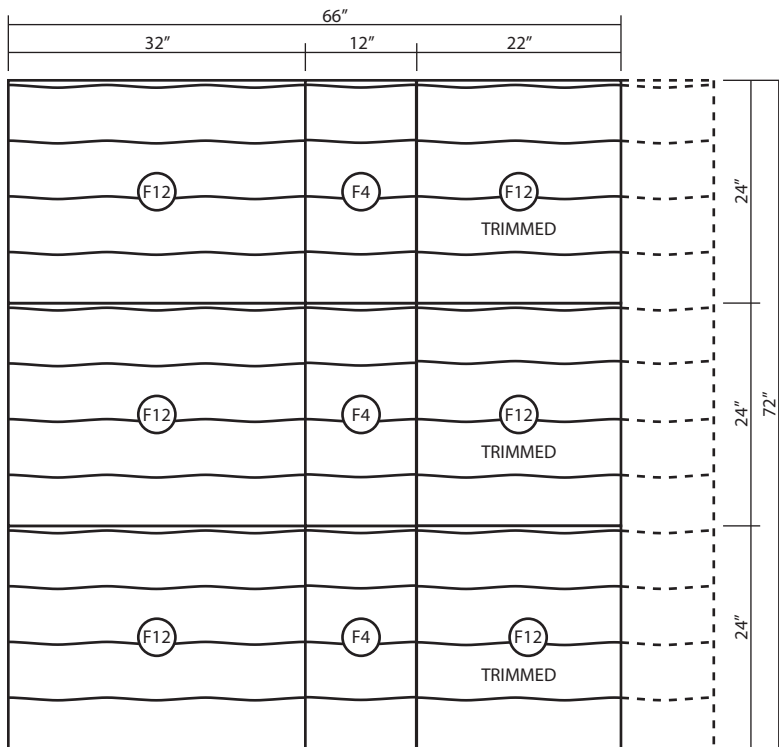


F4



TRIM AND TILE TO CREATE CUSTOM SIZES

Use combinations of the panels to create custom sizes as in the example below.



HOW TO TRIM

FLORAFELT Vertical Garden Planters can be easily cut with a utility knife and sharp scissors.

- Place panel felt side down.
- Use a straight edge and utility knife to cut plastic backing board.
- Trim felt using sharp scissors.

Panels can also be trimmed vertically every 6" to create more custom sizes.

